

Our Vision

"to provide members with reasonable & competitive retirement benefits".



About the Fund

The Debswana Pension Fund came into being in 1984, as a defined contribution fund.

After the markets crashed in 2002 a decision was taken to administer the fund on a Life Stage Model, this was done to consider members risk profiles as they relate to their ages.

Those most affected by the fall in investment returns were members retiring in that year (2002). With the Life Stage Model, fund credits of members nearing retirement age are preserved by investing in low risk instruments. Members who are at least 7 years from retirement are invested in market linked portfolios which by their nature are high risk-high reward. The 7 years is based on the assumption that recovery to the initial position following a crash in markets would take 7 years.

To administer the Life Stage Model, the DPF Secretariat has out sourced the IT administration platform to Alexander Forbes. The fund accounting is wholly done in-house.

Communication is at the core of all activities of the fund. The Secretariat communicates with all its stake holders through different mediums, suited to the audience. Listed below are some of the modes of communication:

- Bokamoso, the Fund's quarterly publication
- Member Guide
- HR Workshops
- Member Workshops
- Near retirement Workshops
- Benefit Statements
- Local Authority Addresses

The fund continues to exist for the benefit of all its members...





Contents

| | |
|----------------------------------|----|
| trustees | 1 |
| dpf team | 2 |
| chairman's review | 3 |
| at a glance | 5 |
| principal officer's review | 7 |
| members | 9 |
| pensioners | 10 |
| fund committees | 11 |
| activities for the year reviewed | 12 |
| financials | 13 |
| at your service | 20 |

Meeting our trustees



R VAKA
Chairman
Department:
Employee Relations
Date appointed:
01 Jan 2001
Alternate:
J Matome



R DINTWA
Jwaneng
Department:
Human Resources
Date Appointed:
06 April 2006
Alternate:
C Magwasi



A MALAPELA
Orapa
Department:
Security
Date elected:
07 June 2007
Alternate:
F Keitumetse



M MOTLOGELWA
Gaborone
Department:
Finance
Date Elected:
06 April 2006
Alternate:
T Stimela



T KOBEDI
Employer trustee
Department:
Finance
Date Appointed:
06 April 2006
Alternate:
M Motshwane



KG. MOSHASHANE
Employer trustee
Department:
Ministry of Mines,
Energy & Water Affairs
Date Appointed:
29 March 1993
Alternate:
M Dimbungu

The Servicing Team



Tiny Kgatlwane
Principal Officer Responsible
for the strategic direction of the
Fund. Accountable to Trustees



Francis Seelo
Fund Accountant
Responsible for all Fund
investment & accounting matters



Lulu Rasebotsa-Tibone
Administration Manager
Responsible for all member
data, contributions & benefit
payments



Aletta Tshiamo



Devilliers Nage



Charlotte Ntebele



Madoh Ntesang



Barulaganye Matome



Khumo Tsomele



Dineo Mmelesi



Chairman's Review



It is with pride and pleasure that I present the Debswana Pension Fund 2006 Annual Review. In the 6 years that I have been the Chairman I have seen the Fund grow from strength to strength. The Fund has now hit the P2.55 billion mark, a growth of 35% from 2005. The membership is at 9 344 (6 166 Active; 1 862 Deferred; 1 316 Pensioners).

With the good return on investments, it is worth noting that the Trustees declared a profit distribution across all portfolios ranging from 20.1% to 32.7%. The returns on the pensioners portfolio has enabled the Trustees to grant a pension increase of 14.22% with effect from 01 July 2007.

Through continued communication with our members it has become more apparent than ever that complete dependence on employer contributions alone is not enough to sustain one's lifestyle after retirement; it is to this end that member education on Additional Voluntary Contributions (AVC's) will be a priority in the forthcoming year. Not only are AVC's of benefit as a saving mechanism for retirement, but they also carry a tax incentive whilst members are in active employment.

When the Life Stage Model was introduced in 2004 it was communicated that the model was age driven and so in an attempt to enhance service to members, the fund undertook a data clean-up exercise, the objective of which was to validate members bio-data. I wish to request all members to take a pro-active role and work with the fund in ensuring that their records are accurate. The trustees believe the Life Stage Model remains relevant for the size of the fund and is continuously working on enhancing it to further maximise returns for the members.

Members will be aware of the Debswana Head Office restructuring, and may be wondering what impact this exercise will have on the Fund. Every effort is being made by the Trustees to ensure that there is minimal disruption of the day to day management of the Fund. With the restructuring, the Fund Secretariat will be taking over support functions such as Human Resources, IT and Secretarial Services, which in the past have been handled by Debswana Head Office. We are confident that the process will be smooth and seamless.

In conclusion, I wish to thank my colleagues on the Board of Trustees and its various Sub-Committees for their continued commitment in executing their fiduciary duties. I also extend my gratitude to the staff of the Debswana Pension Fund, under the capable leadership of Mrs T Kgatlwane, for their tireless efforts in ensuring the professional management of the Fund.

Richard Vaka (30 June 2007)

Tekodiso ka Modulasetilo



Ka boitumelo jo bogolo ke le rolela pego ya ngwaga wa 2006 ya Letlole la Phenshene la Debswana. Mo dingwageng tse thataro tse ke ntseng ke le Modulasetilo ke bone Letlole le golela pele. Letlole jaanong le nale madi a a tshwarang P2.55 billion e le Koketsego ya 35% go tswa kwa go 2005. Palo ya maloko otlhe ka kakaretso ke 9 344.

Dikgwebo di bone dipoelo tse di simololang ka 20.1% go ya kwa go 32.7%. Ba ba setseng ba amogela phenshene bone ba tla a bona koketsego ya 14.22% go simolola ka Phukwi 2007.

Ka go tswela re lekodisa le maloko go lemosegile gore madi a o a ntshediwang ke mohiri mo Letloleng ga a lekana go go tlhokomela fa o sena go tlogela tiro. Ka ntlha ya se, mo ngwageng e e latelang re tla ruta thata ka madi a leloko le ka ikokeletsang ka one. Madi a ga a thuse fela ka go go okeletsa phenshene mme a go fokoletsa le lekgetho.

E rile ka 2004 ga simolodisiwa mofuta wa kgwebo o o ikaegileng ka dingwaga tsa leloko ka jalo Letlole le ne la tsaya matsapa a go tlhomamisa gore le na le sengwe le sengwe sa maloko jaaka difomo le tsotlhe tse di tlhokafalang. Ke rata go kopa maloko otlhe go dirisanya mmogo le Letlole go tlhomamisa gore tsotlhe tse di tlhokegang di teng. Baokamedi ba dumela fa mofuta o wa kgwebo o siametse Letlole e bile ba tswelsetse ka go tlhomamisa gore maloko a bona dipoelo tse di kwa godimo.

Maloko a ka tswa a ipotsa gore Letlole le tsile go amiwa jang ke diphetogo tse di diragalang kwa Debswana Head Office. Baokamedi ba leka bojotlhe go tlhomamisa gore ditirelo tsa Letlole ga di kgoreletsege ka gope. Ka ntlha ya diphetogo tse, ofisi ya Letlole e tla a tsaya ditirelo tsa Human Resources, IT le Secretarial tse di ntseng di dirwa ke Debswana Head Office. Re dumela fa go tla a seke go nna le dikgoreletsi dipe.

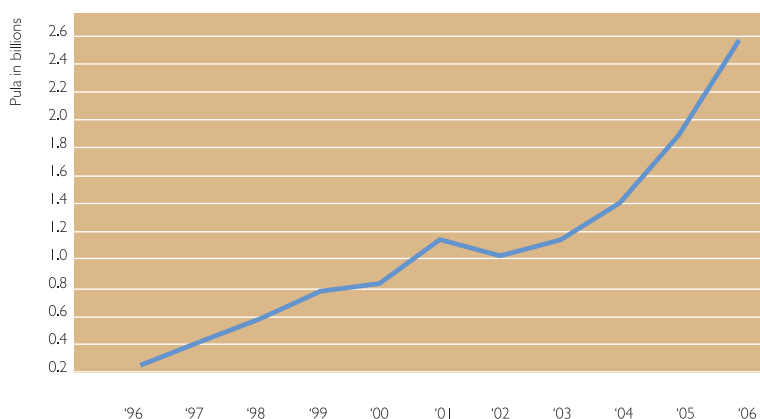
Kwa bokhutlong ke rata go leboga bakaulengwe bame mo lekgotleng la Baokamedi, le dikomiti tse di farologaneng ka go tswela ba dira tiro ya Letlole. Ke rata go leboga gape le badiri ba Ofisi ya Letlole ba ba eteletsweng pele ke Mme T. Kgatlwane ka go sa iponeng tsapa mo tirong ya bone go tlhomamisa gore Letlole le tsamaisiwa sentle.

Richard Vaka 30 (Seetebosigo 2007)

At a Glance

1. Growth in value

During 2006, the Fund value grew by 35%, from P 1.905 billion to P 2.565 billion. This growth can be ascribed mainly to unrealized investment gains of P574 million (2005: P376 million), resulting mainly from the increase in the fair values of investments held.



2. Profit distribution vs inflation

Under the life-stage investment model, the entire profit earned by the Fund is distributed to the members. During 2006 the Fund made investment returns of 31.4% against a return of 31% in 2005. This allowed the Trustees to declare the following profit distribution across the member portfolios.

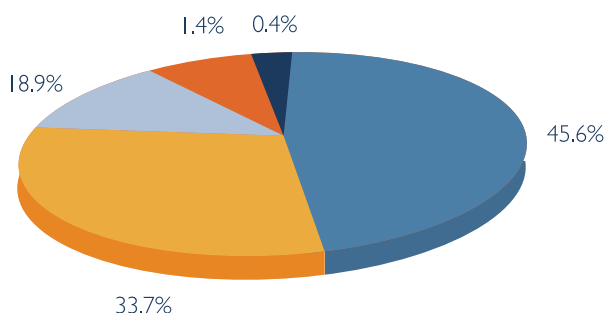
On an annualized basis the Fund has gained a return of 17.1%, over a nine year period as against an average inflation over the same period of 8.2%.

| | 2006 | 2005 |
|--------------------------|--------|--------|
| Market portfolio | 32.77% | 32.70% |
| Intermediate portfolio 1 | 30.20% | 29.80% |
| Intermediate portfolio 2 | 27.50% | 27.0% |
| Intermediate portfolio 3 | 24.80% | 24.3% |
| Intermediate portfolio 4 | 22.40% | 22.0% |
| Conservative portfolio | 20.01% | 19.80% |
| Pensioner Portfolio | 27.60% | 26.70% |
| Contingency Reserve | 28.0% | 27.0% |

At a Glance

3. Benefits paid

During 2006, benefits expenses have increased from P50.5 million to P80.0 million as a result of the implementation of the space creation programme by participating employers which resulted in some members going on early retirement. Lumpsum on retirement which is part of the benefit payable increased by P18.1 million from P18.4 million to P36.5 million, an increase of 98%.



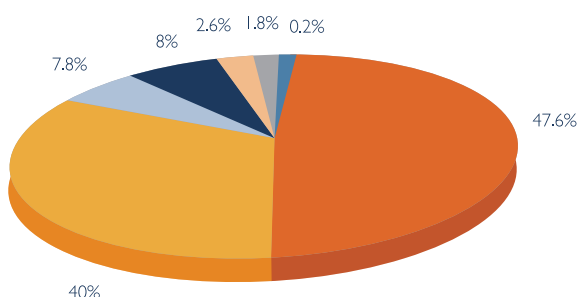
| Key | |
|--------------------------------|-------|
| Benefits on withdrawal & death | 33.7% |
| Interest to members | 1.4% |
| Pensions to retired members | 18.9% |
| Pensioners death | 0.4% |
| Lump sums on retirement | 45.6% |

4. Investments

Investment income decreased from P70.2 million in the prior year to P53.2 million in the current year mainly due to losses realized on disposal of some investments whereas the Fund Assets increased from P1.905million to P2.565 million in 2006, indicating a continued strengthening of the Fund.

5. Contributions

Contributions receivable increased by 14.7% from P91.3 million in 2005 to P104.7million in 2006, due to normal increases in members' pensionable earnings.



| Key | |
|-------------|-------|
| Jwaneng | 40% |
| Orapa | 47.6% |
| Debot | 1.8% |
| Head Office | 8% |
| Peo | 0.2% |
| BDVC | 7.8% |
| Morupule | 2.6% |

Principal Officers' Review

A year has passed since I took over as the Principal Officer of the Fund. It has been a very interesting and challenging year I must say. I would like to share with you some highlights for the year 2006, which I believe are important and form an integral part of our business.



The commencement of the Data Clean-up Project, is one to note, as data integrity has over a number of years been a challenge for the Fund. The project's intent was to ensure that both member's static data and financial information are correct. Members, I believe are aware that reliable information is key to the success of the life stage model. The team worked tirelessly in 2006 to ensure that all your records and information were updated accordingly. I would like to take this opportunity to thank all those who were involved.

We continue to rely on our outsource partners for certain services that we do not have the capacity to carry out internally. I am happy to report that the year 2006 has seen more improvement in terms of service provision from our Administrators - Alexander Forbes. We continue to have a good and steady relationship with our Actuaries, Bankers and Auditors. I must hasten to advise that we have seen some changes with our communications consultant, where we have now employed the services of Native Impressions, a local firm. Furthermore 2006 saw us parting ways with our long standing Property Managers Knight Frank and we have now partnered with Khumo Properties. We are confident that the new providers will serve us well.

The Fund continues to put communication on top on their agenda. In addition to the continued publications of Bokamoso, the Fund has introduced HR Focus and HR Workshops, the intent of which is to continuously engage and inform HR personnel on the key areas of the Fund. Weekly articles to Mine journals continue to provide us with a platform to address frequently asked questions. The Fund also holds quarterly members workshops at the various operations.

We have seen some staff changes in 2006 with the departure of Mr Bakgonne X Lebane and the arrival of Mrs Lulu Rasebotsa-Tibone as his replacement. I would like to take this opportunity to thank Mr Lebane for the time and effort he put into the fund during his time. Other changes included the promotions of Mr Francis Seelo, Mrs Madoh K Ntesang and Ms Barulaganye Matome. People are an integral part of our business and it is with this in mind that I would like to emphasize the Fund's commitment to people development which continues to be undertaken year in year out.

Corporate governance is fundamental to the running of an institution of this nature. The Fund continued to be governed by a Board of six Trustees. These are supported by the sub-committees namely; Benefit Review Committee, Investment Committee and the Audit Committee. We continue to strive towards achieving a solid but user friendly control environment. It is with this in mind that members of the secretariat were enrolled on a Control Self Assessment Workshop.

With the Debswana Head Office restructuring, the team's focus for the remainder of 2007 will be to ensure that we embed all the services that we are taking over with very little disruption to our service. This year for us is a year where stability will be created in our environment.

We would like all our members to have a good experience when ever they get into contact with the Fund. Despite the 2007 challenges, the team is committed towards delivering excellent service to the members.

A handwritten signature in black ink, appearing to be 'TK' followed by a flourish and a period.

Tiny Kgatlwane (30 June 2007)

Tekodiso ka Mookamedi

Ke setse ke digetse ngwaga ke eteletse Letlole pele mme ke eletsa go nankola dintlha kgolo tsa ngwaga wa 2006.

Tshimolodiso ya tiro ya go tthomamisa gore re na le sengwe le sengwe sa maloko se se tthokegang ke nngwe ya tse di botlhokwa go nankolwa.



Re tswelletse ka go neela dikompone dingwe go re direla ditiro dingwe tse re sa kgoneng go di itirela. Mo ngwageng wa 2006 Alexander Forbes e tokafaditse thuso e e re e neelang. Tirisanyo mmogo e e molemo e tswelletse magareng ga rona le ba ba re thusang ka boitseanape, ba dibanka le badupi ba dibuka. Re fetotse ba ba re thusang ka tiro ya go buisana le maloko, tiro e o jaanong e dirwa ke kompone ya mono gae ya Native Impressions O'brian. Re ne gape ra kgaogana le kompone ya Knight Frank mme jaanong re dirisana le Khumo Properties. Re dumela fa dikompone tse di tlaa tshwara tiro sentle.

Letlole le tswelletse ka go tseela kwa godimo dithuto tsa maloko. Mo godimo ga lekwalo la Bokamoso, Letlole le na le dithuto tse di faphegileng tsa badiri ba HR le lekwalo la HR Focus ka maikaelelo a go tswelera le buisana le bodiredi jwa Human Resources ka dikgang tse di botlhokwa tsa Letlole. Letlole gape le tshwara dithuto tsa maloko morago ga kgwedi dingwe le dingwe tse tharo.

Mo ngwageng wa 2006 Rre Bakgonne X Lebane o ne a tlogela tiro ya Letlole mme maemo a gagwe a tsewa ke Mme Lulu Rasebotsa-Tibone. Ke rata go lebogela Rre Lebane tiro e a e diretseng Letlole. Diphetogo tse dingwe ke tthatloso maemo ya ga Rre Francis Seelo, Mme Madoh K, Ntesang le Mme Barulaganye Matome. Badiri ba botlhokwa fela thata mo Letloleng mme e bile re ikaelela go tswelera re tthomamisa gore ba tswelera pele.

Ka ntlha ya diphetogo tsa Debswana Head Office maikaelelo a rona mo go 2007 ke go tthomamisa gore re itshetlele sentle mo ditirong tse re di tsayang kwa ntle ga dikgoreletsi dipe.

Re eletsa gore maloko a rona ka nako tsotlhe ba itumelele thuso e ba e bonang kwa Letloleng. Le fa gontse go na le dikgwetlho mo go 2007 re ikaeletse go direla maloko ka manontlhontlho.

Tiny Kgatlwane (30 Seetebosigo 2007)



Our Members



Meeting our members investment needs

The returns (net of Fund expenses) achieved in all 6 portfolios (as per age) over the 3 years from 2004 -2006 have all been in excess of inflation, as illustrated below:

| Period | Market Portfolio | TR1 | TR2 | TR3 | TR4 | Conservative | Inflation |
|---------|------------------|-------|-------|-------|-------|--------------|-----------|
| | (<53) | (<54) | (<55) | (<56) | (<57) | (57 &+) | |
| 2004-06 | 25.0% | 23.4% | 21.7% | 21.1% | 18.6% | 17.3% | 9.2% |

Membership numbers

The Fund had 6 166 active members in 2006 compared to 6 161 in 2005. Deferred members grew from 1 838 in 2005 to 1 862 in 2006.

Age profile of members

The average age of active members is 45 years 2 months and that of deferred members is 44 years and 4 months. This therefore means the Fund's Investments are skewed towards the market linked portfolio as a result of the life stage model.

Contributing employers

The participating employers are divided into three constituencies:

1. Orapa, Letlhakane and Damtshaa Mines; and Morupule Colliery
2. Gaborone: Head Office; Peo; Debot and BDVC
3. Jwaneng Mine



Our Pensioners

Pensioner account

The pensioner account as at 31st December 2006 is sitting with assets of P364.2 million as compared to P241.5 million in the previous year.

The assets when matched against the liabilities of P283.1 million indicate that the pensioner account is well funded.

The fund policy is to grant increases each year targeted at 100% of inflation, **but subject to Fund affordability**. It is the good investment returns and hence the surplus in assets that has enabled the Trustees to grant a pension increase of 14.22% with effect from 01 July 2007.

Pensioner numbers

The fund now has 1 316 pensioners from 1 181, an increase of 11.4% over last year.

The average age of the pensioners is still 60 years with 30 % of pensioners being between 50 and 55 years. This means the majority of members are opting to retire before 60 and by implication the pensioner portfolio will experience a good mortality.

Fund Committees

Benefit review committee

- The Benefit Review Committee, made up of employer and employee nominated trustees, continues to award benefits as guided by its mandate and at all times trying to abide to the wishes of the deceased member.
- The challenges faced by the committee relate to outdated nomination forms and sometimes a complete lack of nomination forms. It is to this end that the committee urges all the members to continuously update their nomination forms

Investment committee

- The Investment Committee, a sub-committee of the Board of Trustees, is made up of seven members, the majority of whom are Trustees.
- This committee has developed a Statement of Investment Principles which acts as a governing tool by which the committee carries out its mandate.
- The investment philosophy of the fund is that of a long-term horizon approach. This means the overall success of the strategy will only be measured over a period of at least 5 years, with the planned measurement period being 10 years.

Audit committee

- The overall objective of the Audit Committee is to assist the Board of Trustees in its evaluation of the adequacy and efficiency of the internal control systems, accounting policies and practices, information systems and auditing practices of the Fund in the day to day management of its business.

The above sub-committees exist for purposes of Corporate Governance. The Board will, however, bear ultimate accountability for decisions made as a result of recommendations from these committees.



Key activities for the year reviewed

Member Workshops at all pay-points

1st Quarter

Members were educated on the Duties of Trustees, being:

- Overall responsibility of the oversight and management of the Fund
- Making investment decisions
- Distribution of death benefits to dependants and beneficiaries

Members were educated on the Fund's Governance Structure as supported by the sub-committees:

- The Board of Trustees is assisted by three sub committees namely Benefit Review, Investment and Audit Committees. The committees perform delegated roles and make recommendations to the Board. The Board, however, remains accountable for all decisions made.

2nd Quarter

Members were educated on the different Retirement Options as detailed below:

Joint Life Pension payments guaranteed for the life of the pensioner, reducing to 50% for the surviving spouse upon the death of the pensioner, and proportionately (not to exceed 100%) for all minor children until they reach majority age.

Five years Guaranteed Pension payments for at least five years, beyond which payments are guaranteed for the life of the pensioner.

Life Only Pension payments guaranteed only for the life of the pensioner.

3rd Quarter

Prior to the Referendum on increasing the length of Member Trustee term of office from 2 to 3 years a campaign was embarked on to illustrate to members the pro & cons of the terms:

- **Disadvantages of 2 year term**
 - 1) Too short for members to assess the Trustees' capabilities
 - 2) Too short to derive value from the training invested in the Trustees
- **Advantages of 3 year Term**
 - 1) Enough time to provide continuity within the fund
 - 2) Provides members with reasonable time to assess trustees capabilities

4th Quarter

Members were educated on the various forms of income which are taxable as regulated by the Income Tax Act (being both employment income and non employment income)

- **Employment Income – e.g salaries, allowances,**
- **Non-Employment Income – e.g. sale of property, receipt of dividends**

Key to the success of what we would like to do for you; will be the support we receive from all members in so far as updating beneficiary nomination forms and ensuring that your contact details are correct.



Financials

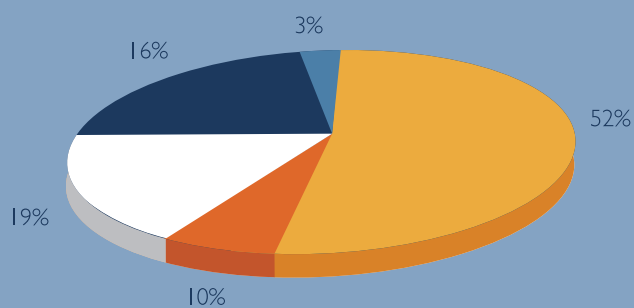
- investments
- property
- local equities
- overall returns
- balance sheet
- income statement



Financials

Investments

| Investments | | |
|-----------------------|----------------|----------|
| Offshore Equities | PI 318 962 256 | (51.50%) |
| Offshore Bonds & Cash | P 268 011 910 | (10.47%) |
| Local Equities | P 476 722 890 | (18.62%) |
| Local Bonds & Cash | P 415 358 538 | (16.22%) |
| Local Property | P 81 721 617 | (3.19%) |



| Key | |
|-----------------------|-----|
| Offshore Equities | 52% |
| Offshore Bonds & Cash | 10% |
| Local Equities | 19% |
| Local Bonds & Cash | 16% |
| Local Property | 3% |

Property Investments

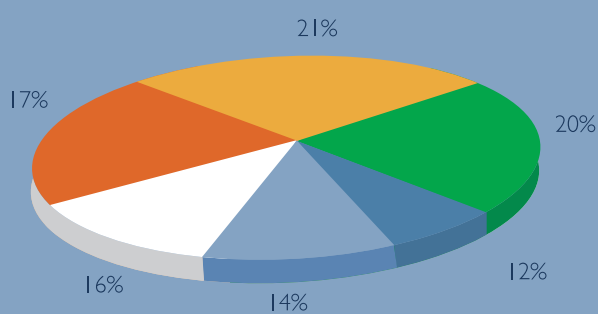


Some of the properties owned by the Fund

Local Equities



| Total Local equity by value | 476 722 890 |
|-----------------------------|--------------|
| First National Bank | P 98 588 217 |
| Barclays Bank | P 80 433 016 |
| Botswana Insurance Holding | P 77 219 168 |
| Sechaba Investment Trust | P 68 599 930 |
| Standard Chartered Bank | P 58 620 068 |
| Other | P 93 262 491 |



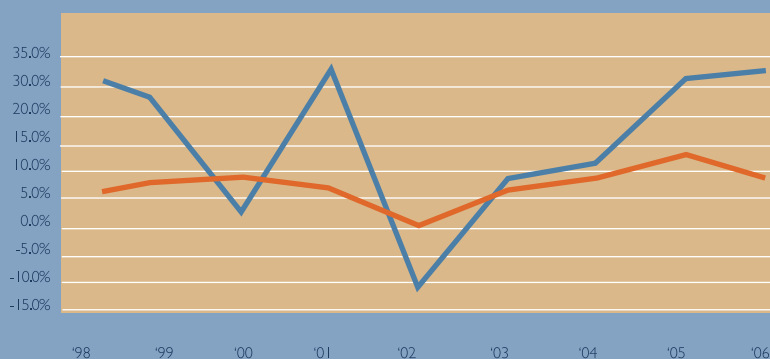
| Key | |
|-----------------------------|-----|
| First National Bank | 21% |
| Barclays Bank | 17% |
| Botswana Insurance Holdings | 16% |
| Sechaba Investment Trust | 14% |
| Standard Chartered Bank | 12% |
| Other | 20% |

Overall Returns



The Fund returns over the last 9 years against inflation are shown below:

| Calendar year | Actual Investment Return | Inflation |
|--------------------------------------|--------------------------|-----------|
| 1998 | 30.1% | 6.4% |
| 1999 | 27.8% | 8.4% |
| 2000 | 4.6% | 8.5% |
| 2001 | 32.5% | 5.8% |
| 2002 | -12.1% | 0.6% |
| 2003 | 6.5% | 6.4% |
| 2004 | 10.9% | 7.8% |
| 2005 | 31.0% | 11.4% |
| 2006 | 31.4% | 8.5% |
| 9 year average (1998-2006) per annum | 17.1% | 8.2% |



| Key | |
|--------------------------|---------------------------------------|
| Actual Investment Return | ■ |
| Inflation | ■ |

Balance Sheet



Balance sheet as at 31 December 2006

| | 2006 (P) | 2005 (P) |
|--|----------------------|----------------------|
| ASSETS | | |
| <i>Non Current Assets</i> | | |
| Equities and fixed interest securities | 2 366 953 582 | 1 701 325 504 |
| Investment properties | 81 721 617 | 78 320 09 |
| Plant and equipment | 275 115 | 291 316 |
| | 2 448 950 314 | 1 779 936 911 |
| <i>Current Assets</i> | | |
| Short term deposits | 112 102 013 | 118 308 109 |
| Accounts receivable | 3 712 583 | 6 264 123 |
| | 115 814 596 | 124 572 232 |
| Total Assets | 2 564 764 910 | 1 904 909 143 |
| <i>Funds and Liabilities</i> | | |
| Fund account | 2 114 890 887 | 1 621 276 535 |
| Pensioners account | 364 187 595 | 241 459 587 |
| Contingency reserve | 49 771 698 | 23 912 662 |
| Investment reserve | 0 | 0 |
| | 2 528 850 180 | 1 886 648 784 |
| <i>Current liabilities</i> | | |
| Unpaid Benefits | 32 002 449 | 14 807 440 |
| Accounts payable | 3 912 281 | 3 052 919 |
| | 35 914 730 | 17 860 359 |
| Total funds & Liabilities | 2 564 764 910 | 1 904 509 143 |

Income Statement



Income statement for the year ended 31 December 2006

| | 2006 (P) | 2005(P) |
|--|--------------------|--------------------|
| Contributions receivable | 104 694 085 | 91 353 429 |
| Less: BENEFITS PAYABLE | 79 972 736 | 50 463 853 |
| Benefits on withdrawal and death | 26 916 724 | 18 444 447 |
| Interest to members | 1 118 830 | 449 035 |
| Pensions to retired members | 15 095 315 | 12 723 946 |
| Pensioners deaths | 300 026 | 435 858 |
| Lump sums on retirement | 36 541 841 | 18 410 567 |
| CONTRIBUTIONS less BENEFITS | 24 721 349 | 40 889 576 |
| Add: NET INVESTMENT INCOME | 52 324 001 | 70 156 476 |
| Gain/Loss on foreign exchange translations | 3 750 | (252 495) |
| Dividends receivable | 18 541 308 | 16 864 991 |
| Interest receivable | 42 192 098 | 32 989 686 |
| Rental Income | 2 493 318 | 6 827 058 |
| Gain/Loss on sale of investments | (10 956 536) | 13 654 920 |
| Other Income | 50 083 | 72 316 |
| Less: EXPENSES | 12 389 675 | 8 474 718 |
| Administration expenses | 7 484 659 | 5 758 592 |
| Investment management fees | 4 803 951 | 2 620 798 |
| Depreciation | 101 065 | 95 328 |
| Funds available for investment | 64 655 675 | 102 571 334 |
| Transfers from other funds | 2 830 707 | 5 479 861 |
| Increase in fair value of investments | 574 715 014 | 375 666 063 |
| SURPLUS FOR THE YEAR | 642 201 396 | 483 717 258 |

Service DPF secretariat



The Fund Secretariat housed at the Debswana Pension Fund Offices offers one-on-one consultation services for all its members. Members can also get assistance by calling the toll-free line and sending e-mail. The fund welcomes suggestions from all members which can improve the way the fund operates for the benefit of the members.

| Name | Position | Section | Contact Numbers |
|-----------------------|------------------------|------------------------------|-----------------|
| Tiny M. Kgatlwane | Principal Officer | | + 267 3614 224 |
| Lulu Rasebotsa-Tibone | Administration Manager | Administration | + 267 3614 253 |
| Francis Seelo | Fund Accountant | Finance | + 267 3614 274 |
| Khumo Tsomele | Accounts Supervisor | Administration | + 267 3614 272 |
| Madoh Ntesang | Assistant Accountant | Finance | + 267 3614 269 |
| Barulaganye Matome | Accounts Supervisor | Finance | + 267 3614 242 |
| Dineo Mmesele | Accounts Assistant | Finance | +267 3614 354 |
| Aletta Tshiamo | Administrative Officer | Administration | + 267 3614 236 |
| Devilliers Nage | Fund Liaison Officer | Communication/Administration | + 267 3614 301 |
| Charlotte Ntebele | Secretary | General Office Supervision | + 267 3614 217 |

Fund contact details:

Debswana Pension Fund, Ground Floor Debswana House P.O.Box 329, Gaborone, Botswana

Tel: 3951131 or 3614301/236, Fax 3936239, Toll-free (landline): 0800 600 681

Email: bokamoso@debswana.bw

Service Providers

Administrators: Alexander Forbes Financial Services

Actuaries & Investment Consultants: Fifth Quadrant Consultants & Actuaries

External Auditors: Deloitte & Touche

Communications Consultants: Native Impressions O'brian

Bankers: Barclays Bank

Investment Managers:

Onshore

Investec Asset Management (Pty) Ltd

Fleming Asset Management Botswana (Pty) Ltd

Allan Gray Asset Management (Pty) Ltd.

Offshore

Brandes International Partners

Capital International Funds

Frank Russell

Marathon Global Funds


Orbis Global Equity


PIMCO Europe Ltd

Notes

A large rectangular area with a light orange background and horizontal lines, intended for writing notes. The lines are evenly spaced and extend across the width of the page.

Notes





DEBSWANA PENSION FUND
Your fund: your security for your future